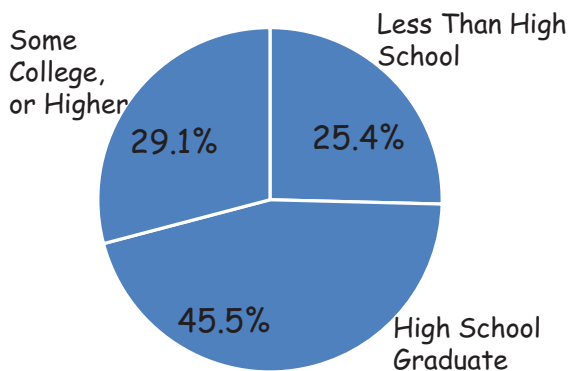


Monroe County Health Profile

Educational Attainment

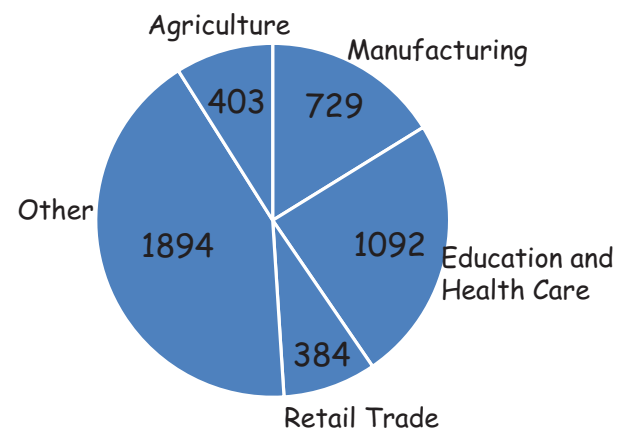


Demographics

Monroe County Total	11,089
White Persons	10,448
Black Persons	233
Hispanic or Latino Origin	274
Other	134

Major Industries

(Persons Employed)



Social and Economic Factors

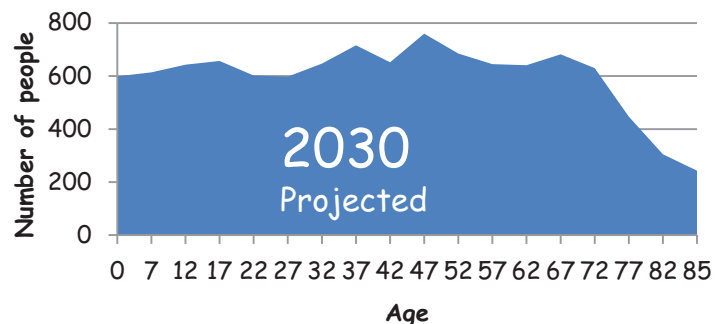
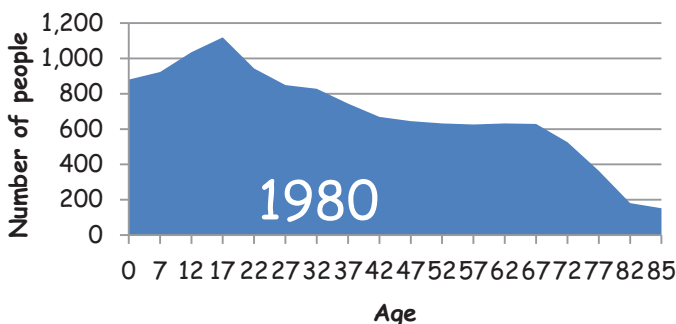
Indicators	Monroe
Families below the Poverty level	20%
Children in single parent households	41%
Uninsured adults (18-64)	27%

Health Care Access

Indicators	Monroe	Kentucky
Primary Care Physician Ratio	1439 : 1	922 : 1
Dentist rate per 1000	0.5	0.6
Mental Health Provider Ratio	11521 : 0	3909 : 1

In the most recent data available the average household income in Monroe County is **\$37,012** compared to **\$56,009** in Kentucky.

Our Population is Aging Population by Age Group Area Charts



Diet and Exercise - self-reported behavior	County	Ky	USA
<i>BRFS = (adult) Behavior Risk Factor Survey</i>			
	2008	2009	2009
% Adults reporting they are sedentary - no physical activity	36%	54%	49%
Adults who eat 5 or more fruits/vegetables daily	unavailable	21.1%	23.4%
<i>YRBS = Youth Risk Behavior Survey</i>			
		2010	2009
% High schoolers who report they are sedentary	unavailable	20%	23.10%
Teens grade 9-12 who eat 5/+ fruits or veggies daily	unavailable	16.7%	22.3%
Youth grade 9-12 drinking soda 1/+ daily	unavailable	36.4%	29.2%

County Health Issue Score Sheet

County **MONROE**

CANCERS Score for Our County

Measure	County	KY	USA	Score
Cancer Death Rate (all sites)	226.9	221	183.8	

Cancer incidence rates are from KY Cancer Registry, 2004-2008. Unless noted, all death rates from CDC Wonder, 2003-07.

Lung Cancer 3.33

Lung /Bronchial Cancer Death Rate	71.2	76.5	52.5	
Lung Cancer Cases (incidence rate)	111.6	100.76	67.9	
Lung/Bronchial Cancer Deaths - males (age-adj./100K) 2003-07	102.7	104.8	68.5	
- females (age-adjusted/100K) 2003-07	49.4	55.9	40.5	

OTHER CHRONIC DISEASES Score for Our County

Measure	County	KY	USA	Score
Cardiovascular Disease				5

Heart Diseases - Death Rate	404.5	270.8	232.4	
Stroke Death Rate	70.3	58.7	53	
High Blood Pressure - % adults diagnosed White - KY is #2 in U.S. Black - KY is #3 in U.S.	unavailable	37.9%	30.3%	
Oral Health- Adults with no teeth (KY ranks #1) <i>BRFSS 2008</i>	unavailable	23.7%	18.5%	3.33

Diabetes 4.5

Diabetes death rate, age-adjusted	18.5	27.3	24.0	
Diabetes death rate, Black population, age-adjusted	unavailable	53.5	46.3	
Diabetes cases - % adults who have been diagnosed <i>2008 BRFSS</i>	9.50%	11.5%	8.4%	
% adults reporting a diabetes diagnosis in 1995-97 BRFSS		4.0%		
% in 2005-07 surveys (167% increase in KY's age-adjusted rate)		10.5%	9.1%	

Obesity 4.66

Adult Obesity - % of adults who are obese (BMI > 30) <i>BRFSS 2008</i>	32.3%	31.8%	27.6%	
2010 BRFSS - KY white = 31.5% KY Black = 40%				
highest income category = 29% lowest income category = 41.5%				
High School Obesity - BMI above 95th percentile <i>2009 YRBS, self-reported</i>		17.6%	12.0%	
Child Obesity - Age 10-17, <u>measured</u> = /> 95th percentile <i>NHANES 2003-06</i>		21.0%	16.4%	
Kindergarteners overweight/obese, fall 2007	unavailable			
6th graders overweight/obese, fall 2007	unavailable			

SUBSTANCE ABUSE AND ADDICTION Score for Our County

Measure	County	KY	USA	Score
Drug Abuse and Addiction				4.66

# Drug Arrests 2010 <i>KSP - Crime in Kentucky, 2010</i>	181	---	---	
Youth marijuana use in past 30 days <i>2009 YRBS</i>	unavailable	16.1%	20.80%	
12th grade- Prescription Drug Use in last 30 days <i>2010 KIP Survey</i>	BRADD 9.4%	7.2%	unavailable	
12th grade- Over-the-counter drug use to get high <i>2010 KIP Survey</i>	BRADD 5.3%	3.7%	unavailable	
9-12th grade- Use of Rx meds without a prescription 1/> times <i>2011 YRBS</i>	unavailable	19%	unavailable	
Lifeskills 2010-11 Jail Admissions Triage: % with substance abuse	60%	BRADD 24%	local only	